

Year 2

Week 84

Solomon Builds the Temple

Scriptures: 1 Kings 5 - 9

Key Verse: 1 Kings 6:13 “And I will dwell among the children of Israel and will not forsake My people Israel.”

Key Points:

1. Solomon’s father, David, desired in his heart to build a house for God, but was denied by God because of all the bloodshed during his kingship. God, however, promised that his son would build the temple.


2. Solomon began the work on the temple in the fourth year of his reign. During David’s reign, he had begun to set up men in the kingdom that would be able to help Solomon build the temple. In all there were 30,000 laborers who worked on the temple. They also built a royal house for Solomon, his household and royal court. It was also quite beautiful.

3. It took 7 ½ years to build the temple. It was built with many beautiful materials, including cedar logs and cypress from Lebanon, stones, gems, precious stones, gold (As time permits, discuss the many attributes of materials, size, furnishings and design of the temple and the royal court.) It was completely covered on the inside with pure gold.

4. Once the temple was built, Solomon ordered the priests to bring up the tabernacle and the Ark of the Covenant and all the holy furnishings to the temple. They put the ark in the most holy place and the glory of the Lord filled the temple. God promised he would reside there as long as Solomon walked with God and followed his statutes. The temple would be a holy, reverent place where his people would come and worship.

MAZE

ur way down from the temple Solomon built.



Hidden in the picture are some shapes Solomon used to decorate the temple. Find these shapes: lily, gourd, lion, bull, cherubim, and palm tree.

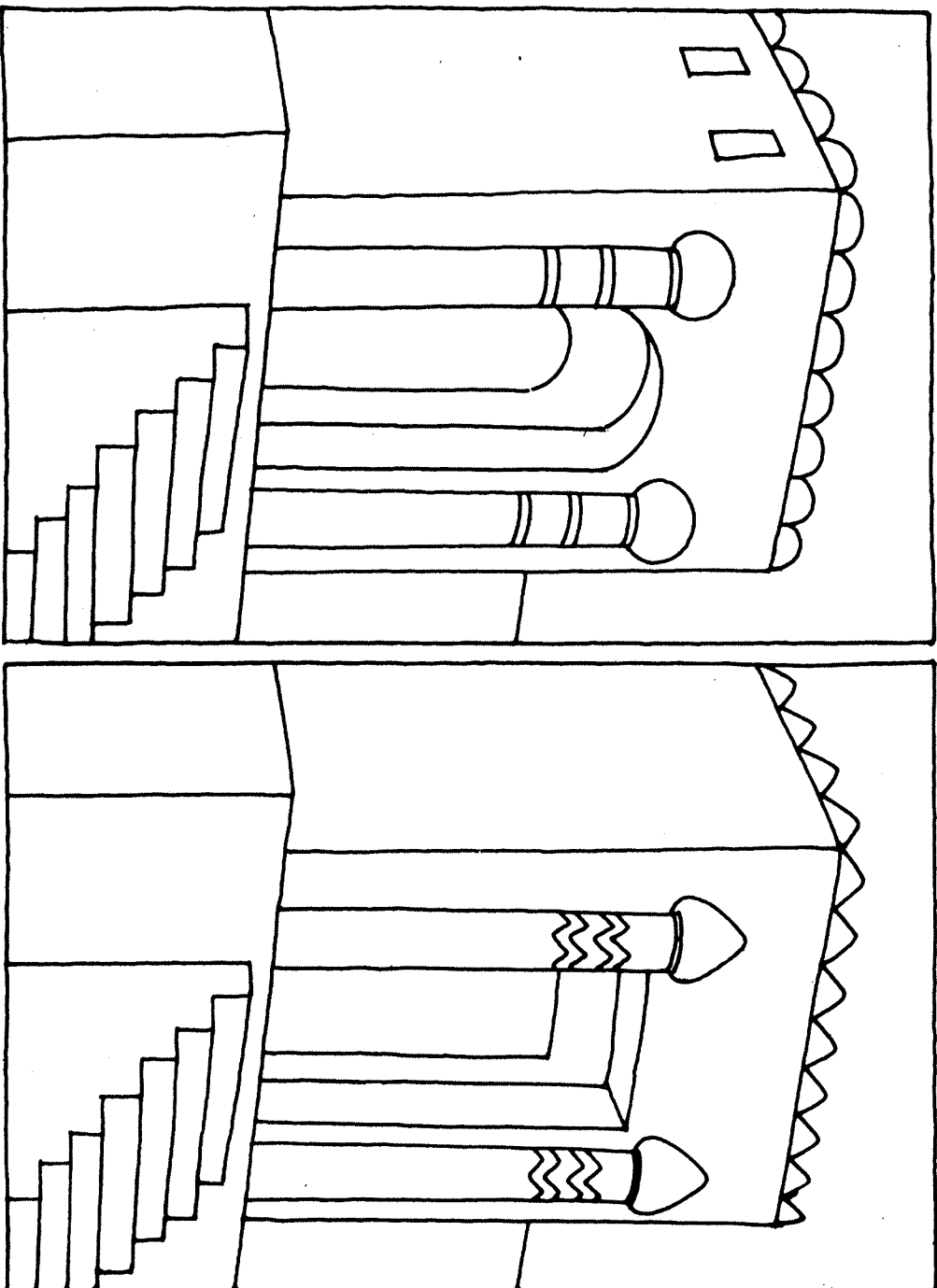


King Solomon built a great temple. After seven years of hard work, the temple was finished. 1 Kings 6:1, 37-38; 8:63

GOD'S TEMPLE IS BUILT

1 Kings 5-8

Look at these two pictures. There are 5 things different in the second picture. Circle the differences.



Before he died King David collected many of the materials needed to build the temple. But God wanted Solomon to finish the project his father had started.


☀ Temple Bird House ☀



Memory Verse

Now my eyes will be open and my ears attentive to the prayers offered in this place. I have chosen and consecrated this temple so that my Name may be there forever.

~ 2 Chronicles 7:15-16



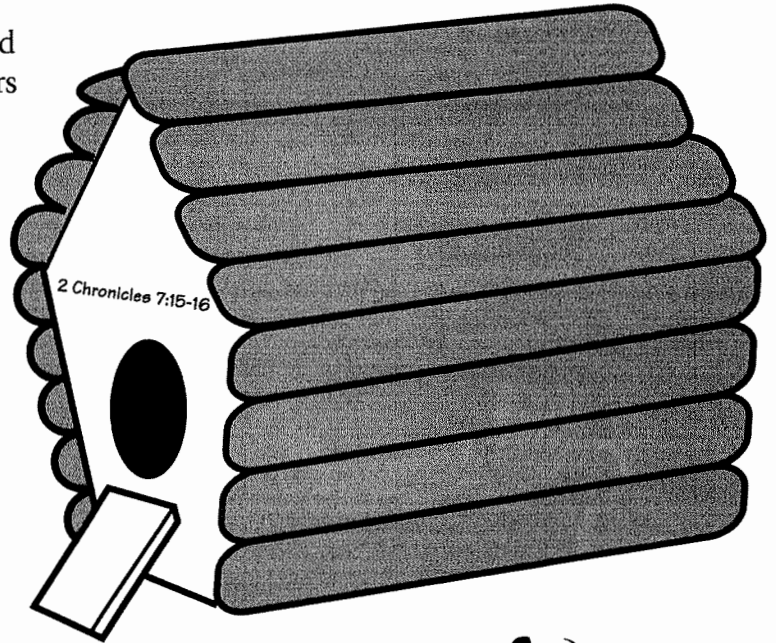
Bible Truth

God loves to hear my prayers.



Bible Story

God's temple is dedicated.
(2 Chronicles 7:1-18)



What You Need



- * page 40
- * card stock
- * thick craft foam
- * scissors
- * cool glue guns
- * jumbo craft sticks
- * pencils
- * permanent markers

Before class



Duplicate a pattern page to card stock for each child. Foam sheets about ½-inch thick can be substituted for craft foam.

What to Do

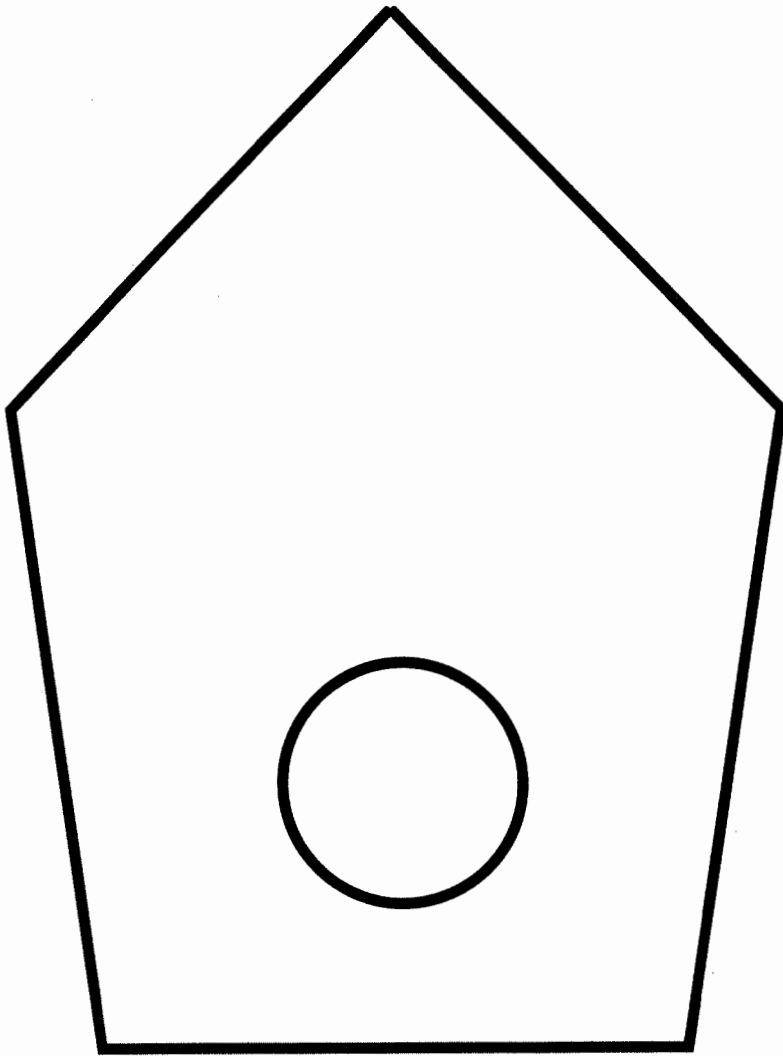


1. Give each child a pattern page.
2. Tell the story of the dedication of the temple, from 2 Chronicles 7:1-18.
3. Say, **God wanted the temple to be a special place. When it was finished, He promised to be there, listening for prayers of the people. God loves to hear our prayers.**
4. Have the children cut out the pattern pieces.
5. Show how to trace two ends onto the craft foam and cut out those pieces.
6. Help the children construct the floor, sides and roof of the bird houses using jumbo craft sticks. For the floor of each birdhouse, have each child place three craft sticks side-by-side and stick a piece of tape across the sticks to hold them together. The children should repeat this process for two side parts (four sticks each) and two roof parts (four sticks each) for their houses. Then show how to attach the sections together with a glue gun.



continued on next page...

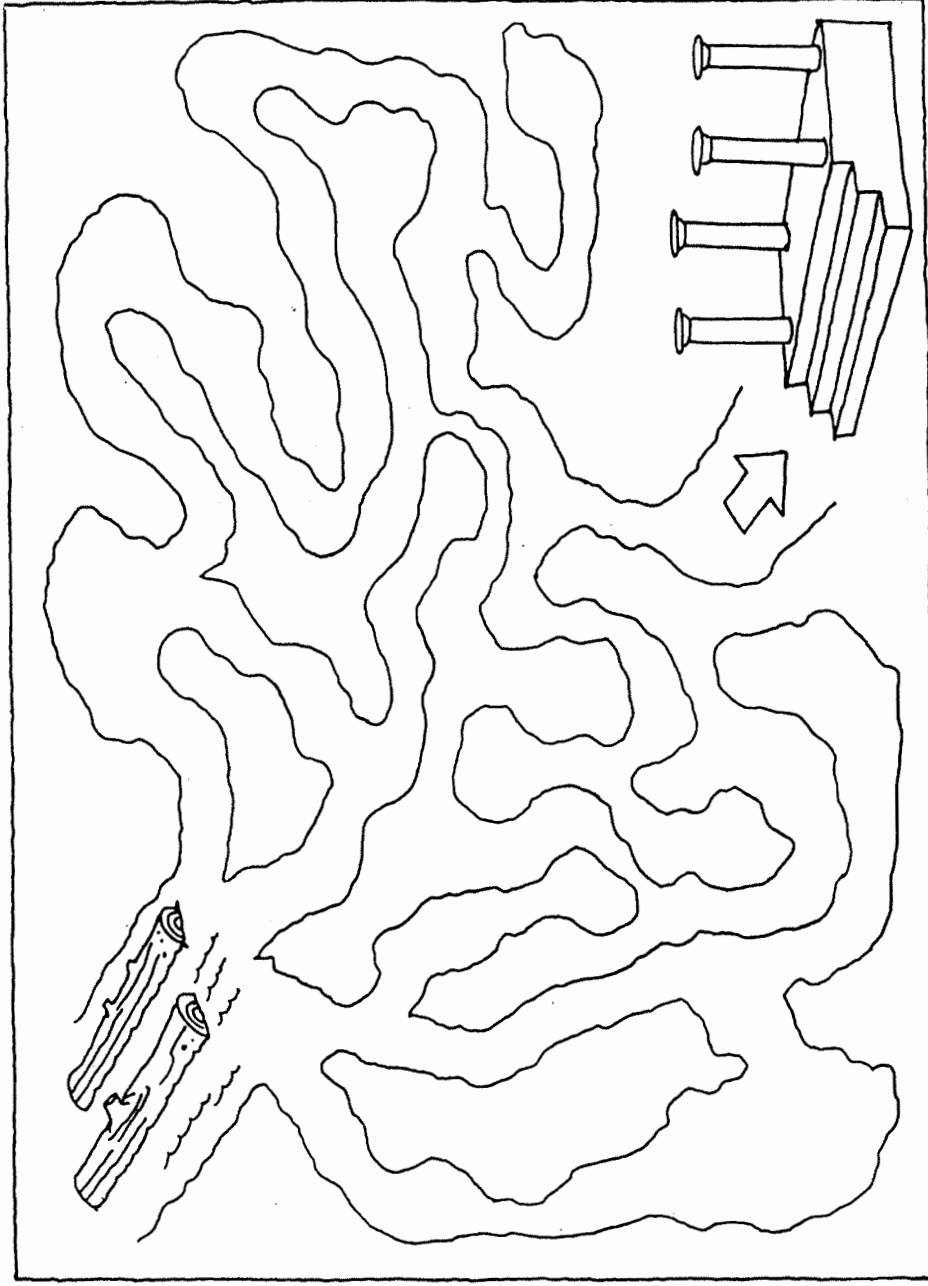
7. The students should use permanent markers to draw a cross on one end piece, and possibly a door and windows to look like a temple on the other.
8. Show how to use scissors to cut a two-inch hole in the opposite end of the bird house, and push a craft stick into the craft foam, leaving about 3 inches of stick outside the house.
9. Instruct the children to use permanent markers to write "2 Chronicles 7:15-16" above the hole in the end of their bird houses.



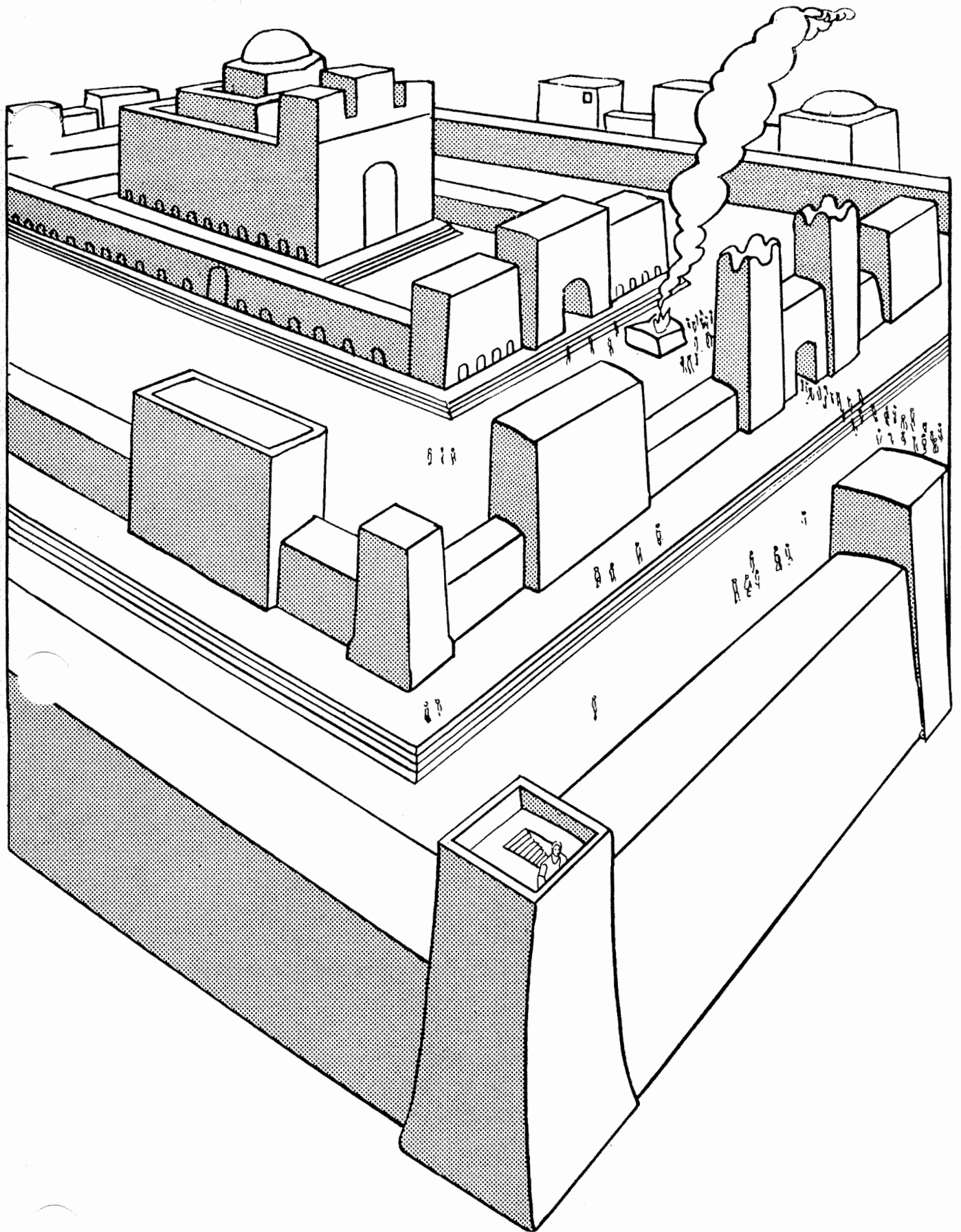
TEMPLE MATERIALS

1 Kings 5-8

Can you find the right river for these logs to go down in order to get to the temple?




Solomon bought cedar trees from the King of Tyre to use in building the temple. The logs were floated to Israel and dragged cross country to Jerusalem. Then they were cut into beautiful wood panels.



A great temple was built by King Solomon, where all people of the earth could come to worship and pray to God.

SOLOMON BUILDS THE TEMPLE

(1 KINGS 6:1-38)



- 3 ACROSS "And it came to pass in the four hundred and eightieth year after the children of Israel had come out of the land of Egypt...that he began to build the _____ of the LORD." **1 KINGS 6:1**
- 7 ACROSS "No hammer or chisel or any iron tool was _____ in the temple while it was being built." **1 KINGS 6:7**
- 1 DOWN "He built the temple and finished it, and he paneled the temple with beam and boards of _____." **1 KINGS 6:9**
- 8 DOWN "And I will _____ among the children of Israel, and will not forsake My people Israel." **1 KINGS 6:13**
- 9 ACROSS "Then he built the twenty-cubit room at the rear of the temple, from floor to ceiling, with cedar boards; he built it inside as the inner _____, as the Most Holy Place." **1 KINGS 6:16**
- 6 ACROSS "And he prepared the inner sanctuary inside the temple, to set the _____ of the covenant of the LORD there." **1 KINGS 6:19**
- 2 DOWN "The whole temple he overlaid with _____, until he had finished all the temple." **1 KINGS 6:22**
- 5 DOWN "Inside the inner sanctuary he made two _____ of olive wood." **1 KINGS 6:23**
- 5 ACROSS "Then he _____ all the walls of the temple all around, both the inner and outer sanctuaries, with carved figures of cherubim, palm trees, and open flowers." **1 KINGS 6:29**
- 10 ACROSS "And the _____ of the temple he overlaid with gold, both the inner and outer sanctuaries." **1 KINGS 6:30**
- 11 ACROSS "For the entrance of the inner sanctuary he made doors of _____ wood." **1 KINGS 6:31**
- 9 DOWN "And he built the inner court with three rows of hewn _____ and a row of cedar beams." **1 KINGS 6:36**
- 4 DOWN "And Solomon was _____ years in building the temple." **1 KINGS 6:38**

THE DEDICATION OF THE TEMPLE

(1 KINGS 8:1-66)

MEMORY VERSE:

"There has not failed one word of all His good promise, which He promised through His servant Moses." 1 KINGS 8:56

FILL IN THE BLANK:

1. "Now Solomon assembled the elders of Israel and all the heads of the tribes, the chief fathers of the children of Israel, to King Solomon in Jerusalem, that they might bring up the _____ of the covenant of the LORD from the City of David, which is Zion." **1 KINGS 8:1**

UNDERLINE THE CORRECT ANSWER:

2. "And they brought up..." **1 KINGS 8:4**
- | | |
|------------------------------|---|
| a. the ark of the LORD | c. all the holy furnishings that were in the tabernacle |
| b. the tabernacle of meeting | d. all of the above |

TRUE OR FALSE:

3. "The priests and the Levites brought them up." **1 KINGS 8:4**
TRUE OR FALSE
4. "Also King Solomon, and all the congregation of Israel who were assembled to him, were with him before the ark, sacrificing sheep and oxen that could not be counted or numbered for multitude." **1 KINGS 8:5**
TRUE OR FALSE

FILL IN THE BLANKS:

5. "Then the priests brought in the ark of the covenant of the LORD to its place, into the inner sanctuary of the temple to the Most Holy Place, under the wings of the _____." **1 KINGS 8:6**
6. "There was nothing in the ark except the two _____ of stone which Moses put there at Horeb, when the LORD made a covenant with the children of Israel, when he came out of the land of Egypt." **1 KINGS 8:9**
7. "And it came to pass, when the priests came out of the holy place, that the _____ filled the house of the LORD." **1 KINGS 8:10**
8. "And the king turned around and _____ the whole congregation of Israel, while all the congregation of Israel was standing." **1 KINGS 8:14**

TRUE OR FALSE:

9. "Then the king and all Israel with him offered sacrifices before the LORD." **1 KINGS 8:62**
TRUE OR FALSE

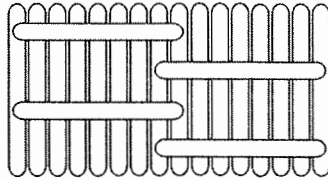
FILL IN THE BLANKS:

10. "At that time Solomon held a _____, and all Israel with him, a great congregation from the entrance of Hamath to the Brook of Egypt, before the LORD our God, seven days and seven more days- fourteen days." **1 KINGS 8:65**
11. "On the eighth day he sent the people away; and they blessed the king, and went to their tents joyful and glad of heart for all the _____ that the LORD had done for His servant David, and for Israel His people." **1 KINGS 8:66**

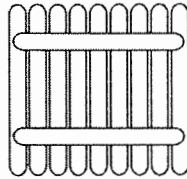


Build The Temple of God

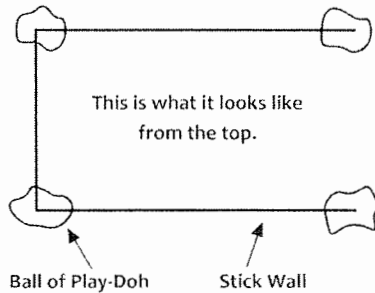
Supplies You Will Need | 59 Craft Sticks | 1-2 Cans of Play-Doh | 1 Piece of Yellow Construction Paper | Ruler | Liquid Glue | Scissors



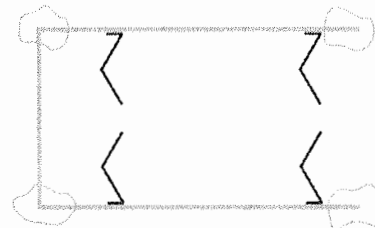
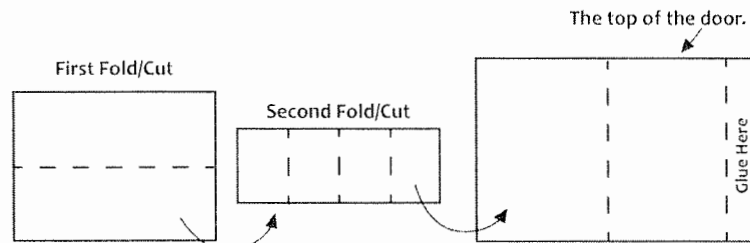
Line up 16 craft sticks.
(Hint: Place a ruler at the bottom to keep them straight.)
Glue 4 craft sticks in the opposite direction to hold them together.
Repeat.
You just made the 2 long walls!




Line up 9 craft sticks.
(Hint: Place a ruler at the bottom to keep them straight.)
Glue 2 craft sticks in the opposite direction to hold them together.
Now you have the 1 short wall!



Place 4 small balls of Play-Doh on the table.
Stick the bottom corners of the walls into the Play-Doh so they stand up. The 2 long walls should be across from each other with the 1 short wall connecting them.
Connect the top corners with Play-Doh too.
The temple is standing!



Fold the piece of construction paper in half lengthwise and cut on the fold.
Then cut 1 of the pieces into 4 rectangles.
On 1 of the rectangles, measure in 1/2 inch from the edge and fold the paper. Then fold the amount left over in half.
Put glue on the 1/2 inch fold and use this part to attach the paper to the temple wall.
Repeat this for the other 3 small rectangles.
Now you have 4 gold doors!



Place 2 small balls of Play-Doh on the table on the open end of the temple.
Stick 4 craft sticks in each ball of Play-Doh to make a square.
Connect the top of the sticks with Play-Doh too.
These are the temple columns!

