

Year 3

Week 115


Birth of Christ

Scriptures: Matthew 1:18 - 2:23

Key Verse: Matthew 1:21 “And she will bring forth a son, and you shall call his name JESUS: for he will save his people from their sins.”

Key Points:



1. Mary was espoused to Joseph, a just man, and she was with child of the Holy Spirit, and Joseph put her away secretly. An angel of the Lord came to Joseph in a dream and told him to take Mary as his wife.
2. Jesus was born in Bethlehem of Judea when Herod was king. Wise men from the east came to find the child and asked, “Where is He who has been born King of the Jews?” Herod was troubled and demanded to know where Jesus would be born. Herod called wise men and they were told to bring back word where the child was.
3. The wise men followed the star, came to the house, and found Mary and the baby. They fell down and worshipped him, and brought gifts. They were warned in a dream not to return to Herod, but went to their country another way.
4. An angel came to Joseph in a dream and told him that Herod wanted to destroy the child, and to take the young child and mother and to go to Egypt, and stay until word was brought that they could return.
5. When Herod saw he was deceived by the wise men, he was angry and had all children two years old and younger to be killed. Joseph left in the night and went to Egypt and was there until Herod died.
6. When Herod died, an angel came to Joseph and told him to take the child and mother into the land of Israel, and they came and dwelt in Nazareth.



And Joseph also went up from Galilee, out of the city of Nazareth, into Judaea, unto the city of David, which is called Bethlehem; (because he was of the house and lineage of David:) To be taxed with Mary his espoused wife, being great with child.

Luke 2:4-5

Draw the way to Bethlehem



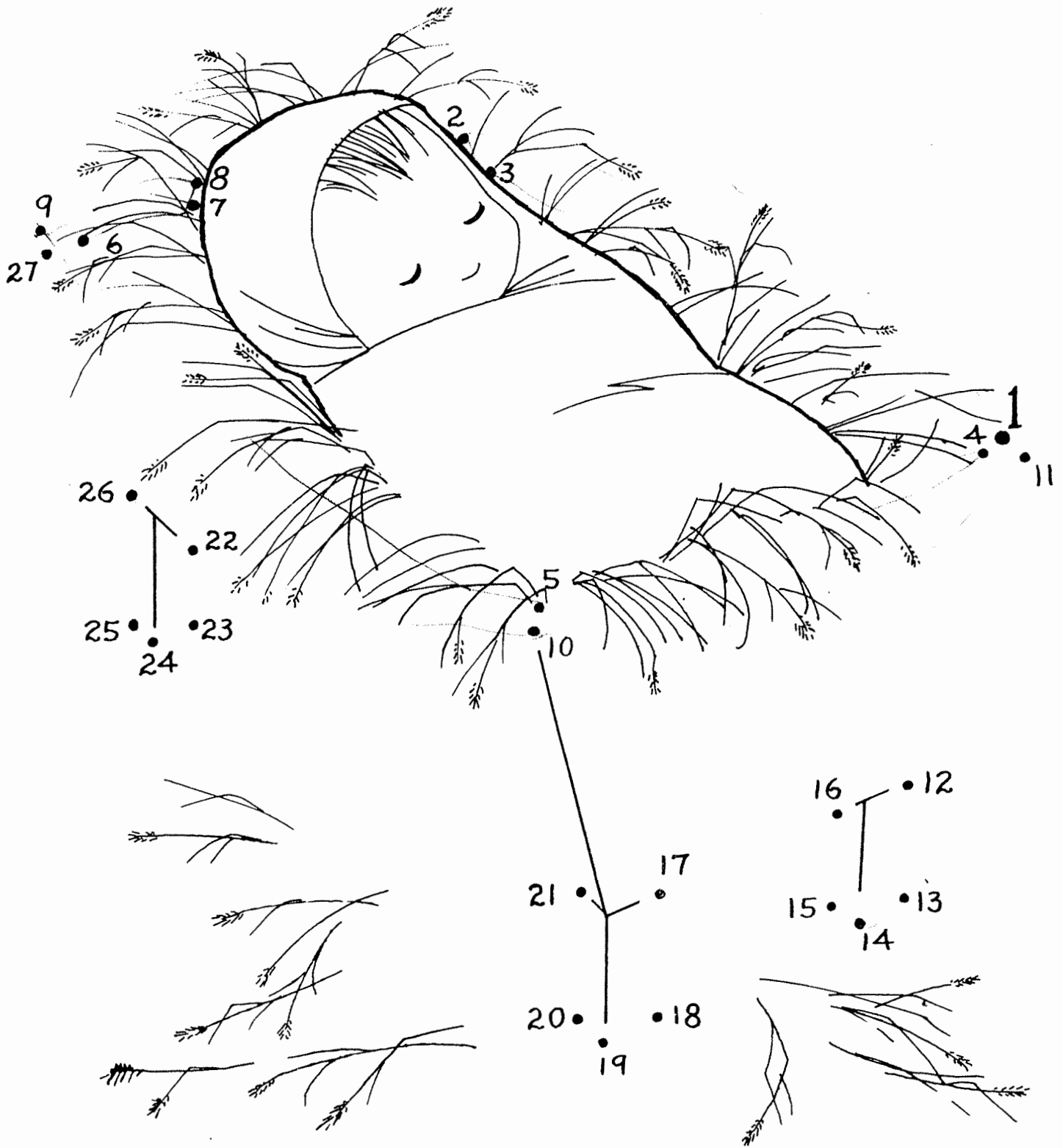


Jesus Is Born
Luke 2




And so it was, that, while they were there, the days were accomplished that she should be delivered. And she brought forth her firstborn son, and wrapped him in swaddling clothes, and laid him in a manger; because there was no room for them in the inn.

Luke 2:6-7



BABY JESUS LAY IN THE _____




Birth of Jesus

Matthew 1; Luke 2

Stable Mates


Unscramble each set of letters in the stable and write your answer on its line.

A stable? It was a strange birthplace for a king! But the Bible tells us that is where Mary and Joseph spent the night when Jesus was born. Scripture also tells us that shepherds came. Now think about that night. Who else could have been there?



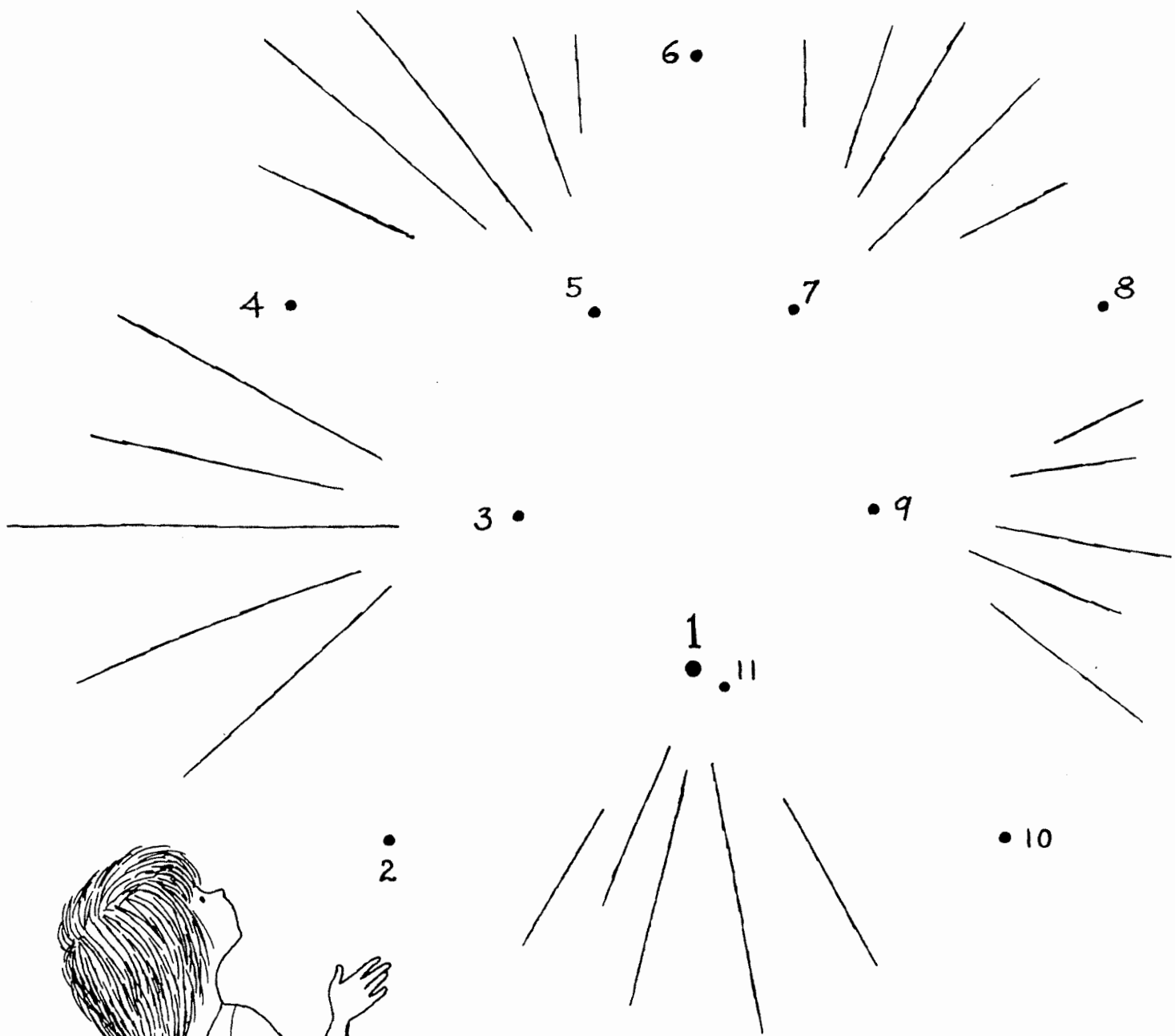


Shepherds and Angels
Luke 2




**Wise Men
Visit Jesus**
Matthew 2





THE SHEPHERD BOY SAW THE _____



Saying, Where is he that is born King of the Jews? for we have seen his star in the east, and are come to worship him.

Matthew 2:2

**The Angel's
Announcement
Luke 2:8-15**













Hark!

"Hark" means "listen." The shepherds listened to the angels' message, and then they listened to many angels praising God. What was the good news the angels delivered? Color in all the circles and triangles on the angel's robe. The uncolored letters will spell the message.



Go Tell It!

What is the good news from the angels and shepherds? Find the picture in each group that is different from the others and circle the letter below it. Then write the circled letters in the spaces at the bottom to find the good news. Then, go tell it!

 C J N	 R O E	 S B T
 U E A	 D S V	 H J I
 V Q S	 A B Y	 P F O
 U E R	 N C M	 ? ! ;

Escape to Egypt

Matthew 2:13,14 (NIV)

Joseph and Mary gave the new baby a special name. An angel appeared to Joseph in a dream to tell him what to name the baby. Read Matthew 1:20 and fill in the blanks below to see what the angel said.

"She (Mary) will give birth to a _ _ _ , and you are to give him the name _ _ _ _ _ , because he will _ _ _ _ _ his people from their _ _ _ _ _ ."


Not everyone was glad about the birth of Jesus.

When king Herod heard about it he tried to have Jesus killed.

The angel of the Lord appeared again to Joseph in a dream, this time to warn him.

Read Matthew 2:13 to see what he told Joseph and fill in the blanks below.

"Take the _ _ _ _ _ and his mother and escape to _ _ _ _ _ ... for _ _ _ _ _ is going to search for the child to _ _ _ _ _ him."



Help them find their way in the maze above

Wisemen Paper Craft

Materials

- black and gold card stock OR
- felt, fabric, gift wrap or any similar material
- (optional) decorative items such as glitter, ribbons etc.

Method

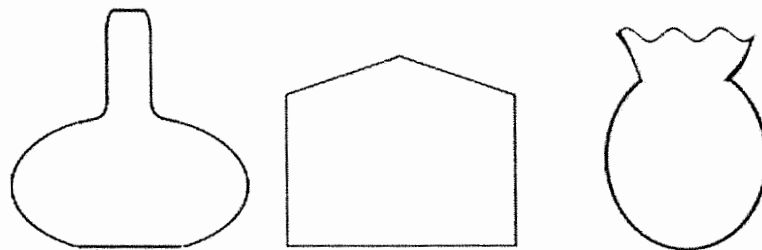
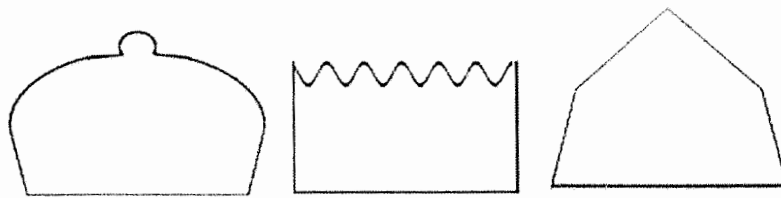
- Print out the following template
print or trace three of these onto dark/black
- Cut out and glue crowns and gifts in place.
-

Alternatively, you can:

- Use fabric, gift wrap or other such materials to make
Wisemen and decorate as desired.

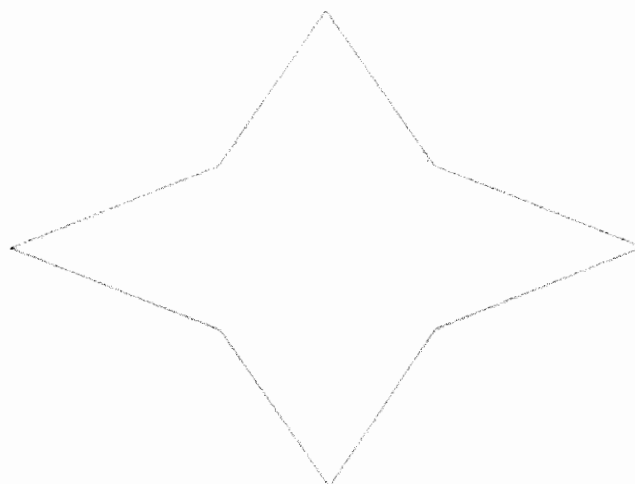
To Finish,

- Place in window as a silhouette. OR
- Paste onto a large piece of card to make a picture. OR
- Make a mobile showing the Wisemen following the star.



Wise Mer

Paper
Craft



Wise Mer



Wise Men Worship Jesus
Matthew 2



And they said unto him, In Bethlehem of Judaea: for thus it is written by the prophet, And thou Bethlehem, in the land of Juda, art not the least among the princes of Juda: for out of thee shall come a Governor, that shall rule my people Israel. Then Herod, when he had privily called the wise men, inquired of them diligently what time the star appeared.

Matthew 2:5-7

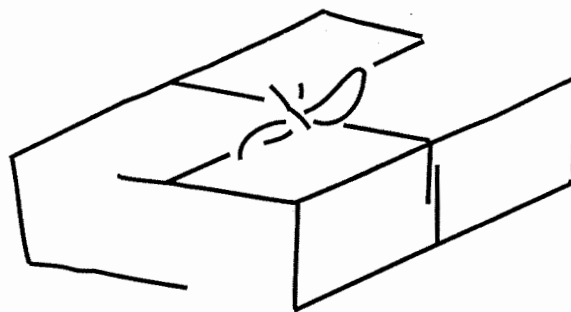
The Gifts of Kings

.....

The kings followed a star to Bethlehem, and they brought their gifts to Jesus. It is thought that this event may have inspired today's custom of Christmas giving.

Read the three gift descriptions that follow. Then, to see what the gifts mean, write the first letter of picture names in the blanks.

.....



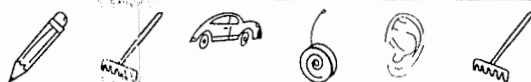
1. This gift from deep in the earth could have been shaped as a beautiful bowl, a crown of jewels, coins, or a shiny statue. . . . GOLD

It is the symbol of _____



2. This gift, burned as incense, was collected as sap from a tree that grows in Africa and Asia. . . . FRANKINCENSE

It is the symbol of _____




3. This gift, used in perfume and embalming, started out as a gummy substance from a bush. . . . MYRRH

It is the symbol of _____



★ COME AND ★ WORSHIP!

Read Matthew 2:1-11 which tells the story of the wise men. Then fill in the puzzle using the clues given. The shaded squares will spell the name of an important city.



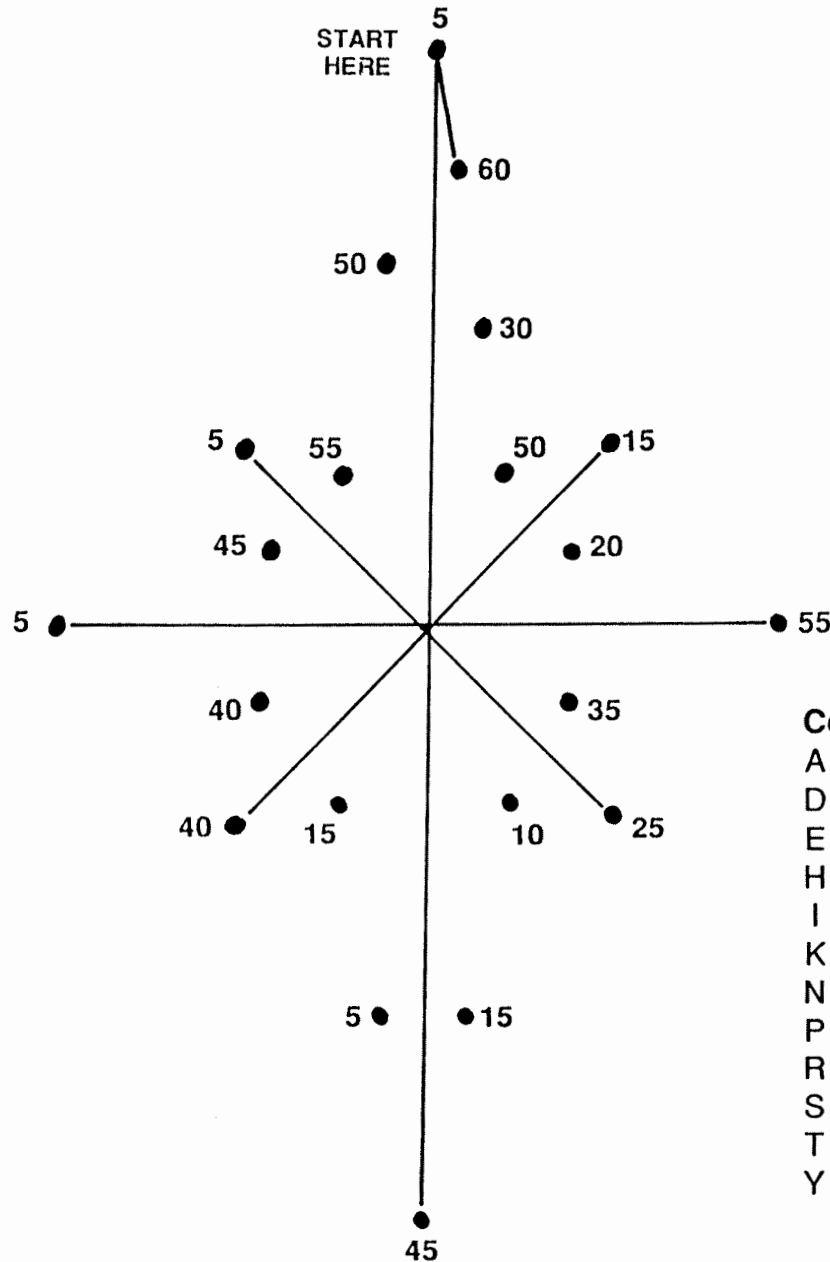
1. When they found the child, they _____ down (v. 11).
2. Magi from the _____ came to Jerusalem (v. 1).
3. "We saw his _____" (v. 2).
4. Herod asked them where the _____ was to be born (v. 4).
5. They presented him with gifts of _____ (v. 11).
6. The child's name was _____ (v. 1).
7. The child was born during the time of King _____ (v. 1).
8. Jesus was born in a town in _____ (v. 1).
9. _____ came from the east to Jerusalem (v. 1).

What Happened When Jesus was Born?

Matthew 2:1-12

The Bible says that after Jesus was born, some wise men came to visit Him because of something they had seen.

Connect the dots in counterclockwise order to show what the wise men saw. As you connect each dot, write the number beside the dot on the lines at the bottom of the page. Then use the code to find out what happened.



Code:

A	=	5
D	=	10
E	=	15
H	=	20
I	=	25
K	=	30
N	=	35
P	=	40
R	=	45
S	=	50
T	=	55
Y	=	60

Letters


Numbers

When Jesus Came

Matthew 2; Luke 2

"Glory to God in the highest, and on earth peace, good will toward men," said the angels as they announced Jesus' birth to the shepherds.

Read the story about Jesus' special birth and how God took care of Him. As you read, fill in the blanks with the correct words. If you need help, you can look up the Bible verses at the end of each paragraph. Then use the words you've written in the blanks to fill in the crossword puzzle.



When the angel came to the shepherds, the angel said, "I bring you good tidings of great joy, which shall be to all people. For unto you is born this day in the city of David a Saviour, which is Christ the Lord. And this shall be a sign unto you; Ye shall find the babe wrapped in swaddling clothes, lying in a _____ (10 across)." (Luke 2:10-12)

After the _____ (5 across) went away, the _____ (9 across) said to each other, "Let us now go even unto Bethlehem, and see this thing which is come to pass, which the Lord hath made known unto us." The shepherds hurried to Bethlehem to visit Baby Jesus. (Luke 2:15-16)

A few days later, when Jesus was eight days old, Mary and Joseph took Baby Jesus to Jerusalem to present Him to the Lord. In the temple, an elderly lady named _____ (2 down), gave thanks for Jesus. (Luke 2:21-38)

Later, Jesus had other visitors who were happy He was born, but the king was very upset. The Bible says, "Now when _____ (3 across) was born in Bethlehem of Judaea in the days of _____ (13 across) the king, behold, there came _____ (7 down) from the east to Jerusalem, saying, 'Where is He that is born King of the Jews? for we have seen His _____ (1 across) in the east, and are come to

worship Him.'" (Matthew 2:1-2)

King Herod was very interested in the wise men's question, so he sent them to _____ (4 down) and said, "Go and _____ (8 down) diligently for the young child; and when ye have found Him, bring me word again, that I may come and worship Him also." But King Herod really planned to kill Baby Jesus. (Matthew 2:8)

The wise men followed the star to the house where Mary and Joseph and Jesus were living. The Bible says, "They saw the young child with _____ (6 down) His mother, and fell down, and worshipped Him: and when they had opened their treasures, they presented unto Him gifts; _____ (12 down), and frankincense, and myrrh." God told the wise men in a dream that they should not return to King Herod, and they went home another way. (Matthew 2:9-12)

Then an angel appeared to _____ (3 down) in a _____ (14 across), and said, "Arise, and take the young child and His mother, and _____ (11 across) into Egypt, . . . for Herod will seek the young child to destroy Him." Joseph and Mary and Baby Jesus left at night and went to Egypt to live until King Herod died. This is the way God protected His Son from a cruel and wicked king. (Matthew 2:13-15)

Who Had a Part?

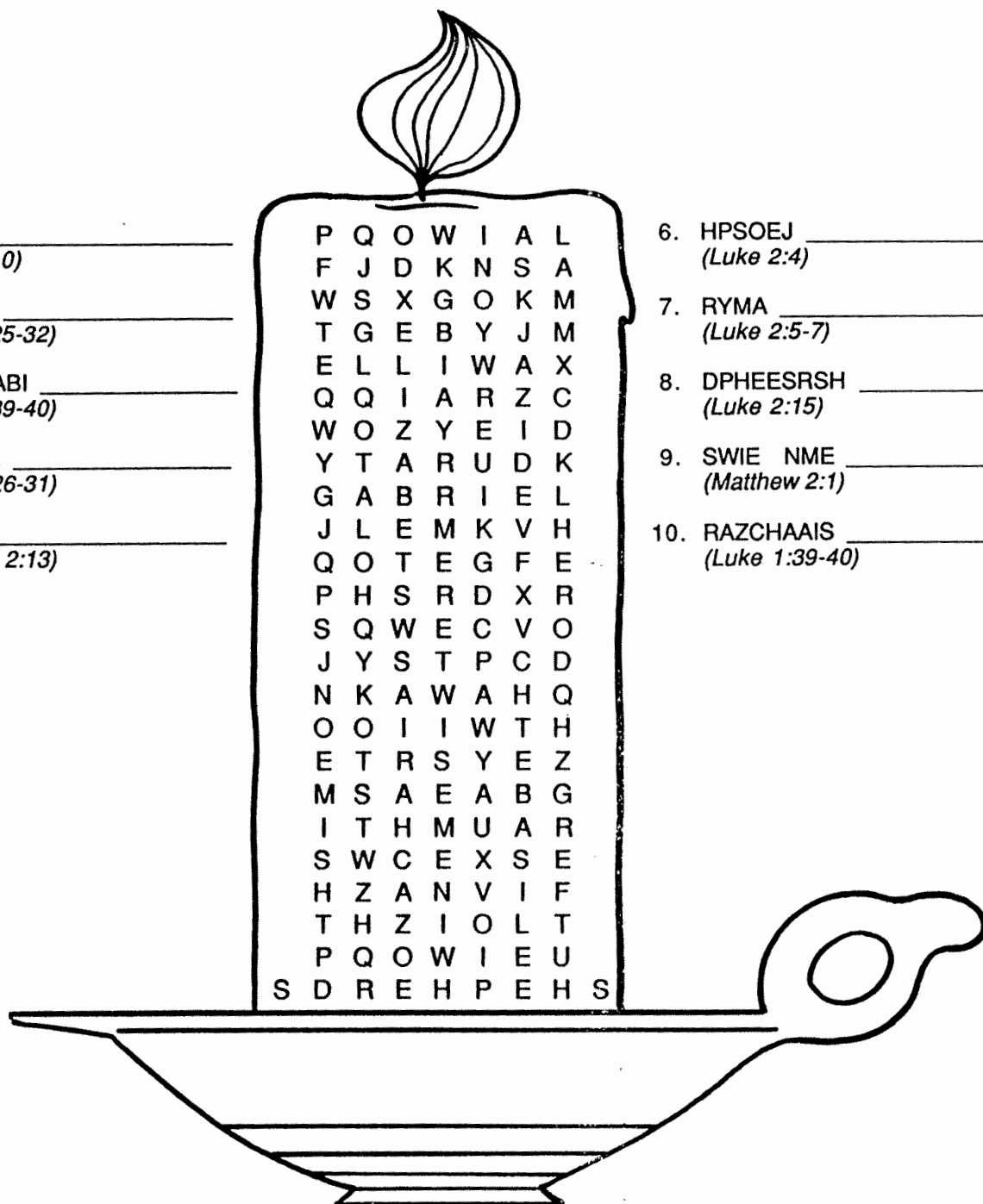
When Jesus was born as a tiny baby, many people had a part in His birth. Some announced Jesus' birth, some people came to worship Jesus, and some people took special care of Baby Jesus. Every person's part was very important in God's special plan for the birth of His Son, Jesus.

Unscramble the names of several of the people who had a part in the birth of Jesus and write their names on the lines. If you need help, look up the Bible verses. Then find the names hidden in the candle puzzle. Candles are often used as decorations when we celebrate Jesus' birthday, because candles remind us that Jesus came to earth to bring us spiritual light.

1. GLAEN _____
(Luke 2:10)
2. MOENSI _____
(Luke 2:25-32)
3. SEHLETABI _____
(Luke 1:39-40)
4. BLGEAIR _____
(Luke 1:26-31)
5. RHDOE _____
(Matthew 2:13)

P	Q	O	W	I	A	L
F	J	D	K	N	S	A
W	S	X	G	O	K	M
T	G	E	B	Y	J	M
E	L	L	I	W	A	X
Q	Q	I	A	R	Z	C
W	O	Z	Y	E	I	D
Y	T	A	R	U	D	K
G	A	B	R	I	E	L
J	L	E	M	K	V	H
Q	O	T	E	G	F	E
P	H	S	R	D	X	R
S	Q	W	E	C	V	O
J	Y	S	T	P	C	D
N	K	A	W	A	H	Q
O	O	I	I	W	T	H
E	T	R	S	Y	E	Z
M	S	A	E	A	B	G
I	T	H	M	U	A	R
S	W	C	E	X	S	E
H	Z	A	N	V	I	F
T	H	Z	I	O	L	T
P	Q	O	W	I	E	U
S	D	R	E	H	P	E
H	S					

6. HPSOEJ _____
(Luke 2:4)
7. RYMA _____
(Luke 2:5-7)
8. DPHEESRSH _____
(Luke 2:15)
9. SWIE NME _____
(Matthew 2:1)
10. RAZCHAAIS _____
(Luke 1:39-40)



Life of Jesus Mini Book

- **Print out pages**
- **Have children color the book**

To create the book~

NUMBERED PAGES:

- If you imagine a 'real' book for a second, you know that each page has printing on the front and the back. We're going to fold the pages to make it like a real book.
 - Ignore the cover for now.
 - Fold each page along the center dotted line so the images are on the OUTSIDE and the blank sides of the paper are on the inside (imagine you're making a greeting card).
 - You can use a glue stick, if you like, to glue the pages together (WITH THE EXCEPTION OF THE COVER!)
- Stack the pages, so the odd numbers are on top and the folded edges are lined up. Trim with scissors or paper cutter if needed.


COVER PAGE:

- Fold the cover page along the dotted line, again with the images on the outside.
- OPTIONAL: You can laminate the cover page or print it on cardstock if you want it to be more like a real book's cover.

ASSEMBLE THE BOOK:

- Open the cover page (like a folder) and slip the pages inside so that when you open the cover you'll see page 1 -- the unfolded edges of the pages will go against the folded part of the cover.
- Close the cover page and tap the book so everything lines up.
- Put three or four staples along the edge to hold the book together.
- Trim again, if needed.
- Flip through the book once, carefully folding the pages to make the book easier for the children to read.


Helping Children Grow



Free printables from <http://www.dltk-bible.com>

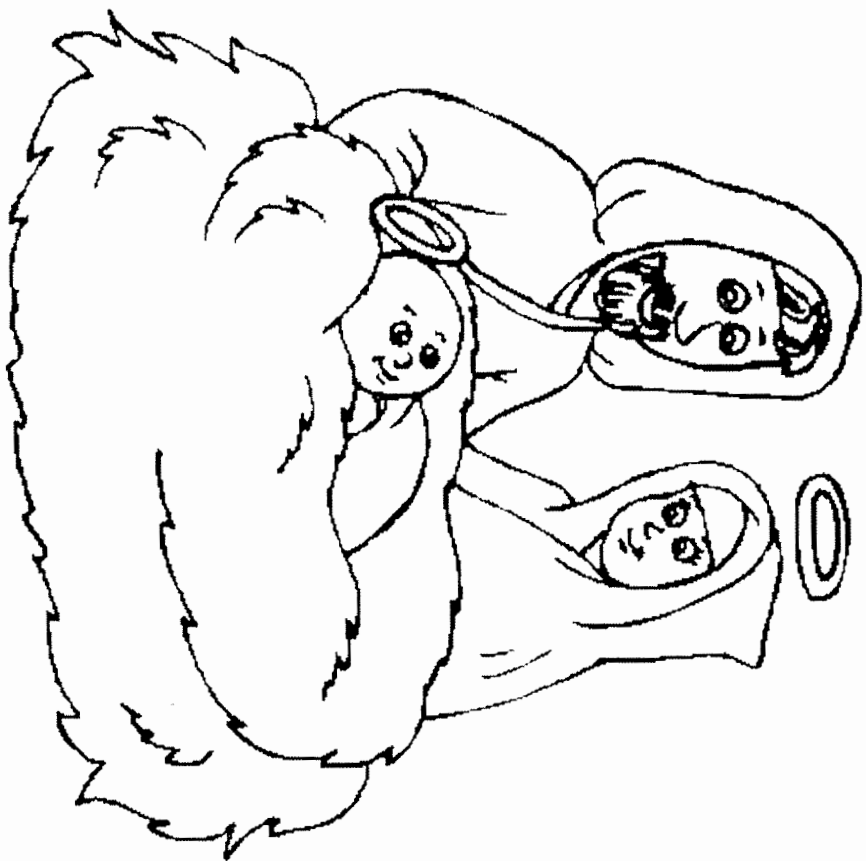
DLTK's Mini Books

The Life of Jesus




Colored by: _____

Created by: Leanne Guenther




Jesus was born.

1



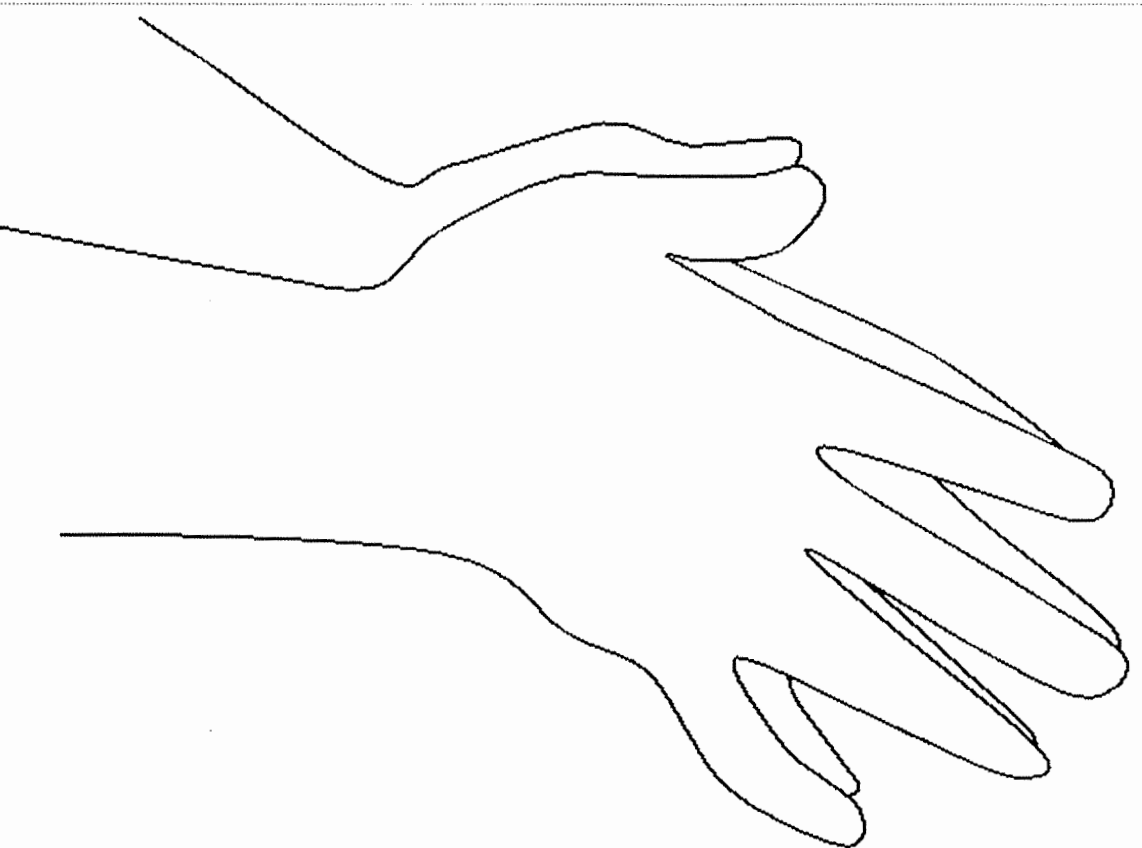
Jesus was baptized.

2



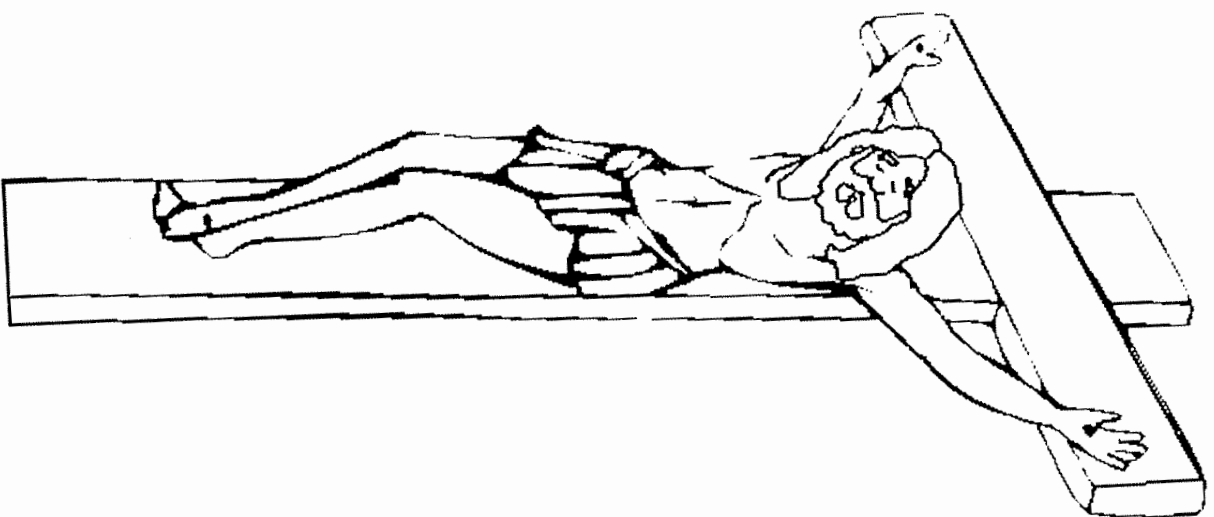
Jesus was a teacher.

3



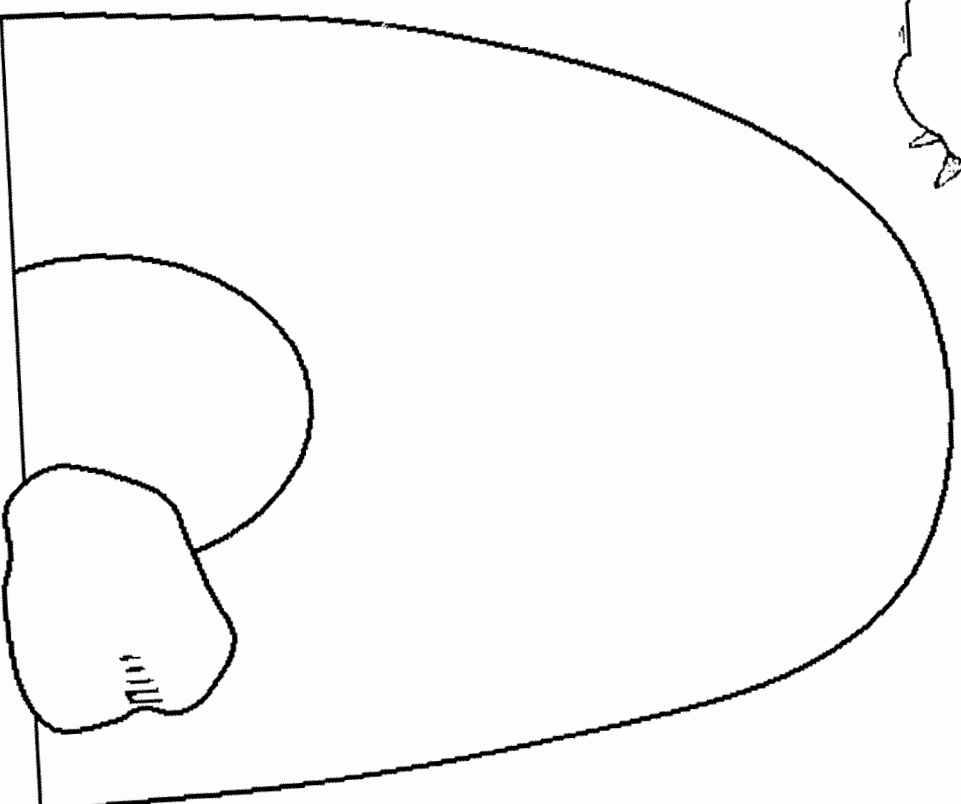

Jesus prayed.

4




Jesus died for us.

5



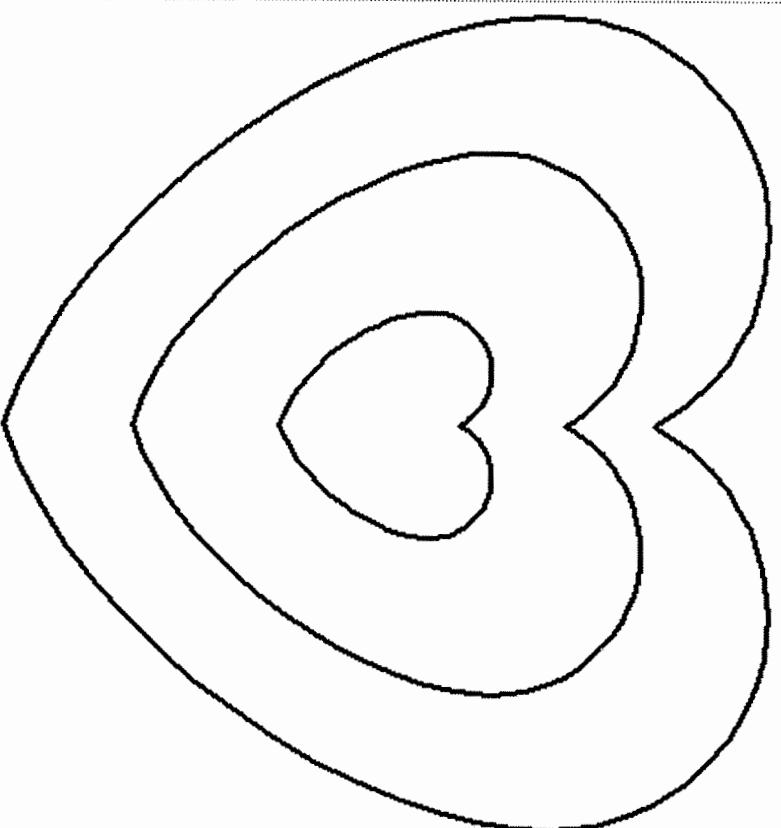
Jesus was buried.

6



Jesus is risen.

7



Jesus loves us!

8